

MCV1400/1600

VERTICAL
MACHINING
CENTER

LONG CHANG MACHINERY CO., LTD.

- MEEHANITE cast iron for all major machine parts.
- Expert and precision scraping.
- 3-Axis ball screws with high precision C3 grade.
- Automatic central lubrication system.
- Rigid 8000 rpm spindle unit.
- Excellent heavy cutting performance.
- High efficiency and stable accuracy.
- Wider door open design.
- Fully enclosed splashguard for elegant outlook.



NEW MACHINING FOCUS

VERTICAL MACHINING CENTER



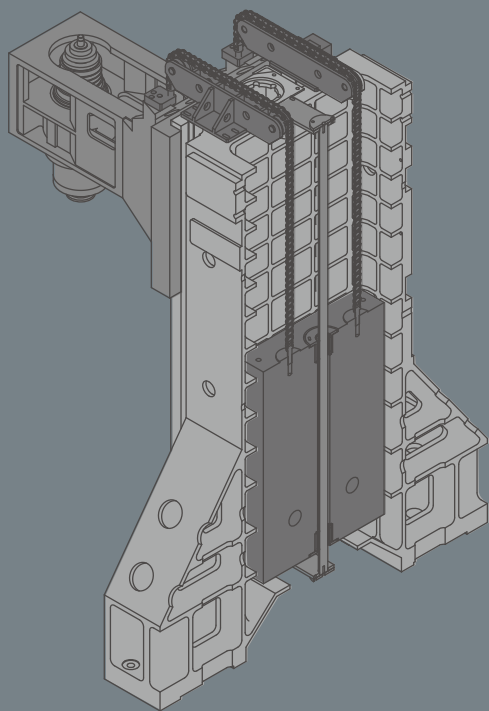
**EXPERT
AND PRECISION
SCRAPING**

The sliding surfaces are coated with precisely scraped TURCITE-B antifriction lining material. It is carefully hand scraped to achieve high accuracy and good retention of lubricating oil essential for a long accurate.

- The main structural components with heavy triangular webbing throughout for maximum rigidity and vibration damping .
- The extra-wide base, saddle and column with enlarged box type slideways eliminate overhang on both ends of table travel.
- 3-axis double gibs design for smooth movement of axes.



CENTRAL GUIDED COUNTERWEIGHT MECHANISM




- Headstock in oversized box type construction.
- Enlarged slideway for heavy machining performance.

STANDARD SPINDLE


- Rigid 8000 rpm spindle unit
- Easy for after service
- High accuracy
- Cool jet around spindle
- High precision ceramic bearings
- Bearing size:7014 (4 pieces)



- Big diameter ball screws are preload and directly driven with servo motors to absolutely eliminate backlash between bearings and ball screws exhibiting excellent feeding accuracy.
- All axes are with highly precise C3 grade ball screws.
- Ball screws diameter X Y Z are 50mm



3-AXIS BALL
SCREWS PRELOAD



LARGE CROSS-SECTION
BOX WAYS



EASY LOADING INTO CONTAINER

- Only few pieces of metal sheets from front housing need to be removed for 20 feet open top container loading.
- More protection during transit.



EXCELLENT AND STABLE ACCURACY

- Machine inspected by HP laser and Ballbar system before shipment to ensure performance and quality.




24 TOOLS MAGAZINE

AUTOMATIC TOOL CHANGE SYSTEM

- Random tool selection, strongly provides stable quality and precision.



30/32/40 TOOLS MAGAZINE (OPTION)



ZF GEAR BOX (OPTION)

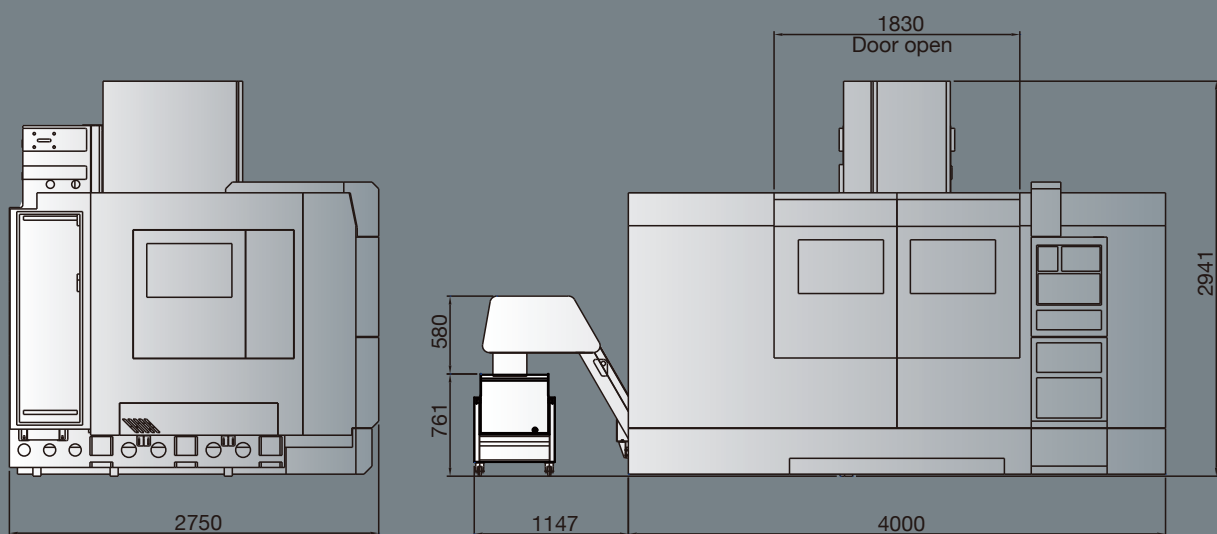
- Precision and powerful German ZF brand gear box for heavy cutting solution.

IN-HOUSE MODERN MANUFACTURING FACILITIES

We have OKUMA 5-face machining center TOYODA ,TOSHIBA ,MITSUI SEIKI Horizontal machining centers with pallet changers,OKUMA CNC lathes,Warner ,OKUMA and TOYODA CNC grinders for building the best machines ,whole critical and precision parts are done in house.




MACHINE DIMENSION



STANDARD ACCESSORIES

- #40 : Arm type ATC (24 tools)
- #50 : Arm type ATC (24 tools)
- Fully enclosed splash guard
- Chip flush system
- Coolant system
- Coolant tank & chip collector
- Automatic lubrication system
- Telescopic covers
- Portable electronic handwheel (FANUC)
- Working light
- Alarm light
- Tool box
- Operator's manual and parts list
- Leveling bolts, pads and nuts



OPTIONAL ACCESSORIES



- #40 : Arm Type ATC 32 or 40 tools
- #50 : Arm Type ATC 30 or 40 tools
- #40 : High-speed Spindle 10,000 rpm
- #50 : spindle 8,000 rpm
- Bigger spindle motor
- Spindle chiller
- Coolant through spindle system
- Air blow system for dry cutting
- Spiral or flat type chip conveyor
- 4th or 4+5th axis rotary table
- High precision linear scale
- Working piece measurement system
- Tool length measurement system
- Heat exchanger on electrical cabinet
- Power transformer
- CE (Safety door interlock)
- ZF gear box



Machine Specification	MCV1400		MCV1600	
Travel				
X-Axis	1400 mm (55.11")		1600 mm (62.99")	
Y-Axis	760 mm (29.92")			
Z-Axis	680 mm (26.77")			
Spindle nose to table	125 ~ 805 mm (4.92 ~ 31.69")			
Table				
Table size	1600 mm x 700 mm (62.99 ~27.55")		1800 mm x 700 mm (70.86 ~27.55")	
Floor to table	960 mm (37.8")			
Max. table loading capacity	2500KGS(5511.6Lbs)		3000KGS(6613.9Lbs)	
T-slot (number x width x pitch)	5 x 22mm x 125mm (5 x 0.86" x 4.9")			
Spindle center to column	760 mm (29.92")			
Feed system				
Rapid traverse speed	X / Y: 24 M/min (944.8"/min) , Z: 20 M/min(787.4"/min)			
Feed motor (FANUC)	Alpha 22-3000i			
Ball screw diameter & pitch	X / Y / Z : 50 mm / 10 mm (2/0.4")			
Cutting feed rate	1 ~ 10,000 mm/Min (0.04~393.7"/Min)			
Type of transmission	Direct Drive			
Spindle				
Type of tool shank	BT 40 / CAT 40 / DIN 69871A	BT 50 / CAT 50 / DIN 69871A	BT 40 / CAT 40 / DIN 69871A	BT 50 / CAT 50 / DIN 69871A
Max. spindle speed	8000 / 10000rpm (Op)	6000 / 8000 rpm (Op)	8000 / 10000rpm (Op)	6000 / 8000 rpm (Op)
Spindle motor	Alpha 12-7000i 11/15 Kw	Alpha 15-7000i 15/18.5 Kw	Alpha 12-7000i 11/15 Kw	Alpha 15-7000i 15/18.5 Kw
Type of transmission	Belt / ZFGear Box (Op)	Belt / ZFGear Box (Op)	Belt / ZFGear Box (Op)	Belt / ZFGear Box (Op)
ATC				
Tool storage capacity	24 / 32 or 40 T (Op)	24 / 30 or 40 T (Op)	24 / 32 or 40 T (Op)	24 / 30 or 40 T (Op)
ATC type	Arm type			
Max. tool diameter	90 / 76 mm (3.54 ~ 2.99")	110 / 127 mm (4.33 ~ 5")	90 / 76 mm (3.54 ~ 2.99")	110 / 127 mm (4.33 ~ 5")
Without adjacent tool	170 / 127 mm (6.69 ~ 5")	200 / 228 mm (7.87 ~ 8.97")	170 / 127 mm (6.69 ~ 5")	200 / 228 mm (7.87 ~ 8.97")
Max. tool length	300 mm (11.81")	300 mm (11.81")	300 mm (11.81")	300 mm (11.81")
Max. tool weight	7 kg (15.43 Lbs)	15 kg (33.06 Lbs)	7 kg (15.43 Lbs)	15 kg (33.06 Lbs)
Tool changing time (Tool to Tool)	1.8 / 1.5 / 1.5 SEC	2.9 SEC	1.8 / 1.5 / 1.5 SEC	2.9 SEC
Tool changing time (Chip to Chip)	5.5 SEC	6 SEC	5.5 SEC	6 SEC
Method of tool selection	Random selection bi-directional magazine rotation			
Tool display	Yes			
Special tool management	Yes			
Coolant system				
Coolant tank size	650 L			
Coolant capacity	105 L/min			
Chip Flush capacity	125 L/min			
Machine size				
Machine height	2940 mm (115.75")		2940 mm (115.75")	
Floor space	3600 mm x 2750 mm (141.7" x 108.26")		4000 mm x 2750 mm (157.5" x 108.26")	
weight	11980 kgs(5434 Lbs)	12340 kgs(5597 Lbs)	12040 kgs(5461 Lbs)	12400 kgs(5625 Lbs)
Power source				
Electrical power supply	25 KVA / 3PH / 220 V / 50 / 60 HZ			
Compressed air supply	6.0 kgf/cm ²			
Controller				
	FANUC / HEIDENHAIN / SIEMENS			

* Specifications may differ according to option accessories and are subject to change without notice.

Edition / A00



LONG CHANG MACHINERY CO., LTD.

NO.52, CHARN AN EAST ROAD,
TAIPING, TAICHUNG, TAIWAN, R.O.C.

TEL : 886-4-23921001

FAX : 886-4-23921037

<http://www.first.com.tw>

E-mail : info@first.com.tw

Distributed by :

